




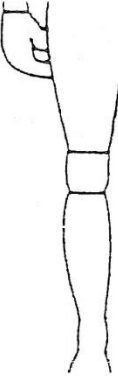
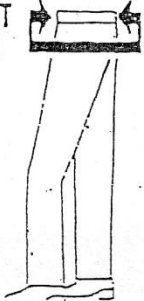





FOOTPLATE EQUIPMENT

Everything for the Loco and its Crew

SELF MEASURING CHART

FOR USE ONLY IN RELATION TO MADE TO ORDER UNIFORMS

<p>HEIGHT</p> 	<p>JACKET LENGTH</p> <p>Neck seam to jacket hem</p> 	<p>TUMMY</p> <p>Around fullest part</p> 	<p>SLEEVE</p> <p>Back seam to wrist bone</p> 	<p>CHEST</p> <p>Around fullest part</p> 
▶	▶	▶	▶	▶
	<p>WAIST</p> <p>Around belt line</p> 	<p>INSIDE LEG</p> <p>Crotch to hem</p> 	<p>SEAT</p> <p>Around fullest part</p> 	<p>OUTSIDE LEG</p> <p>Waist to hem</p> 
▶	▶	▶	▶	▶

www.footplateequipment.co.uk

info@footplateequipment.co.uk